



Metal Powders for Additive Manufacturing



Metal Powders for Additive Manufacturing

ECKART, as member of the ALTANA group, is one of the leading global players with decades of experience in the field of atomization of pure, spherical aluminium powder. Thanks to our high production capacity, we can guarantee reliable supplies.

With the acquisition of TLS, we extended our portfolio with a variety of different metal alloy powders – titanium, aluminium and copper based – as well as the option to provide customized solutions. We are your partner of choice for DIN EN 9100:2018 certified production.

Metal Powders for Additive Manufacturing

A20X: The worldwide strongest aluminium alloy

AMspheres Metal Powders for Additive Manufacturing

AMspheres Special alloys

A20X	04	AMspheres Copper Powder	06	Special alloys	12
		AMspheres Titanium Powder	08		
		AMspheres Aluminium Powder	10		

A20X: The worldwide strongest aluminium alloy

A20X powder for Additive Manufacturing has been developed for high strength applications, with high temperature capacity. This material, made from MMPDS-approved A205 aluminum alloy, meets demanding aerospace requirements and opens up new possibilities for applications where the properties of AlSi10Mg and other aluminium alloys are insufficient.

- **Aerospace approved as AMS 7033**
- **High temperature performance up to 190 °C**
- **Fatigue properties significantly exceed other Al alloys**
- **20-63 micron spherical powder**
- **Useable on all LPBF AM Machines**
- **In full aerospace production.**

Composition

The composition conforms to alloy specification AMS 4471, with the weight percentages shown in the table below, as determined by wet

chemical methods in accordance with ASTM E 34, and by spectro-chemical methods in accordance with ASTM E 1251.


Al	Cu	Mg	Ag	Ti	B	Si	Fe	Others, each	Others max.
Bal.	4.20 – 5.00	0.20 – 0.33	0.60 – 0.90	3.00 – 3.85	1.25 – 1.55	0.10 max.	0.08 max.	0.08 max.	0.17 max.

Properties

Density

Bulk density of the alloy : 2.85 g/cm³

Density achieved in Laser Powder Bed Fusion >99.9% without additional HIP operation.



Tensile Properties (room temperature)

	As built	Stress Relieved ¹	Heat Treatment ²
Ultimate Tensile Strength (MPa)	357 – 394	312	450 – 511
Yield Strength (MPa)	350 – 385	310	390 – 440
Elongation (%)	12 – 15	20	10 – 13
Young's Modulus (GPa)	74	77	79

All mechanical testing at room temperature to ASTM B557. Hardness minimum of 140HV. Test bars machined prior to testing. NONE OF THE TEST BARS HAVE BEEN HIP TREATED.

(1) Stress Relieved on the build plate at 300oC for 2 hours, air cooled.

(2) ECKART Proprietary Heat Treatment, involving solution treatment, quench and then precipitation hardening, to T7 condition

Temperature	Tensile Strength	Yield Stress	Elongation
20°C	511 MPa	445 MPa	11%
100°C	423 MPa	375 MPa	10%
150°C	369 MPa	345 MPa	20%
200°C	331 MPa	311 MPa	15%
250°C	224 MPa	215 MPa	12%




AMspheres Metal Powders

AMspheres Copper Powder

Almost all industries hold copper and copper alloys in high regard for their high electrical and thermal conductivity. The application range includes LPBF, EBM, Laser Cladding and Cold Spray. In additive manufacturing, Copper Powders are used to produce heat exchanger

components, components for electrical technology and inductions coils, for example. ECKART TLS offers a wide AMspheres product range from standard, like low oxygen Cu and CuCr1Zr to special customized alloys.

All grades of AMspheres Copper Powder are produced by inert gas atomization, resulting in high quality and spherical powders that are free of contamination.



Chemical Composition

AMspheres Copper Powder from stock.

AMspheres	Composition (wt%)				
	Cu	Cr	Zr	Fe	Si
OFHC-Cu	≥99.95	–	–	–	–
Cu 99,7	≥99.70	–	–	–	–
CuCr1Zr	Bal.	0.50 – 1.20	0.03 – 0.30	≤0.08	≤0.10

CuCr1Zr according to CW106C.
Raw material chemical composition of OFHC-Cu according to CW007A

Particle Size Distribution and Powder Properties

Particle size distribution and physical powder properties of copper powder sizes are listed below. Copper powder sizes according to customer specifications are also available on request.

	Particle Size Distribution (µm)			Powder Properties		
	D(10)	D(50)	D(90)	Flow Rate	Apparent Density	Circularity
15 – 53µm	10 – 20	26 – 36	42 – 54	–	–	≥0.94
20 – 63µm*	20 – 30	36 – 46	57 – 65	≤16s/50g	>4.70g/cm ³	≥0.94
45 – 100µm	45 – 56	63 – 78	80 – 110	≤15s/50g	>4.80g/cm ³	≥0.94

Particle size distribution according to ASTM B822. Flow rate and apparent density according to ASTM B213 and ASTM B212. Circularity according to ISO 9276-6, mean values measured via dynamic image analysis (ISO 13322-2).
*20-63µm only available for CuCr1Zr.




AMspheres Metal Powders

AMspheres Titanium Powder

ECKART TLS has been producing high quality metal powders for over 25 years, developing its processes for a constant improvement in quality. AMspheres Titanium Powder can be used in a wide range of

applications, especially in additive manufacturing with powder bed fusing using laser (LPBF) or electron beam (EB-PBF) and also in Metal Injection Molding (MIM).

All grades of AMspheres Titanium Powder are produced by inert gas atomization, resulting in high quality and spherical powders that are free of contamination.



Chemical Composition

AMspheres Titanium Powder from stock is available as Grade 1, Grade 2, Grade 5 and Grade 23.

AMspheres	Composition (wt%)								
	Ti	Al	V	Fe	C	N	H	O-Limit	O-Typical*
Grade 1	Bal.	–	–	≤0.20	≤0.08	≤0.03	≤0.015	≤0.18	0,12
Grade 2	Bal.	–	–	≤0.30	≤0.08	≤0.03	≤0.015	≤0.25	0,15
Grade 5	Bal.	5.50 – 6.75	3.50 – 4.50	≤0.40	≤0.08	≤0.05	≤0.015	≤0.20	0,11
Grade 23	Bal.	5.50 – 6.50	3.50 – 4.50	≤0.25	≤0.08	≤0.03	≤0.0125	≤0.13	0,08

Powder chemical composition of Grade 1 and 2 according to ASTM B348, may also comply with ASTM F67 and F1580.

Powder chemical composition of Grade 5 according to ASTM B348, may also comply with ASTM F136, F1580 and F2924.

Powder chemical composition of Grade 23 according to ASTM B348, may also comply with ASTM F136, F1580, F2924 and F3001.

*Oxygen content strongly depends on the grain size.

Particle Size Distribution and Powder Properties

Particle size distribution and physical powder properties of titanium powder sizes are listed below.

Titanium powder sizes according to customer specifications are also available on request.

	Particle Size Distribution (µm)			Powder Properties	
	D(10)	D(50)	D(90)	Flow Rate	Apparent Density
– 32µm	7 – 13	17 – 23	29 – 35	–	–
10 – 45µm	8 – 16	23 – 33	40 – 50	–	–
20 – 53µm	20 – 30	35 – 45	55 – 65	≤40s/50g	≥2.20g/cm ³
20 – 63µm	25 – 35	40 – 50	60 – 70	≤35s/50g	≥2.20g/cm ³
45 – 100µm	45 – 55	65 – 75	95 – 105	≤28s/50g	≥2.40g/cm ³

Particle size distribution according to ASTM B822. Flow rate and apparent density according to ASTM B213 and ASTM B212.




AMspheres Metal Powders

AMspheres Aluminium Powder

Traditionally AlSi10Mg is used as a casting alloy. In Additive Manufacturing, powder made from AlSi10Mg is commonly used due to the high corrosion resistance, low density and good mechanical strength of the final components. Typical applications are

found in prototyping or small series productions within aerospace and automotive industry. AMspheres Aluminium Powder has a very good batch to batch consistency and is available from small to big size batches.

All grades of AMspheres Aluminium Powder are produced by inert gas atomization, resulting in high quality and spherical powders that are free of contamination.



10 µm



Chemical Composition

AMspheres Aluminium Powder from stock.

AMspheres	Composition (wt%)										
	Al	Si	Mg	Fe	Ti	Zn	Mn	Cu	Cr	OE	OT
AlSi10Mg	Bal.	9 – 11	0.20 – 0.45	≤0.55	≤0.15	≤0.10	≤0.45	≤0.05	–	≤0,05	≤0,15
AlSi7Mg0.6	Bal.	6.5 – 7.5	0.45 – 0.70	≤0.19	≤0.25	≤0.07	≤0.10	≤0.05	–	≤0,03	≤0,10

AlSi10Mg according to EN AC-43000. AlSi7Mg0.6 according to EN AC-42200.

Particle Size Distribution and Powder Properties

Particle size distribution and physical powder properties of aluminium powder sizes are listed below. Aluminium powder sizes according to customer specifications are also available on request.

	Particle Size Distribution (µm)			Powder Properties		
	D(10)	D(50)	D(90)	Flow Rate	Apparent Density	Circularity
15 – 53µm	12 – 19	25 – 39	43 – 56	–	–	≥0.94
15 – 63µm	12 – 19	30 – 40	53 – 63	–	–	≥0.94
20 – 63µm	23 – 30	36 – 46	57 – 65	≤25s/50g	≥1.3g/cm ³	≥0.94

Particle size distribution according to ASTM B822. Flow rate and apparent density according to ASTM B964 and ASTM B417. Circularity according to ISO 9276-6, mean values measured via dynamic image analysis (ISO 13322-2). Powder properties stated for AlSi10Mg.



AMspheres Special alloys

ECKART TLS offers many different AMspheres alloys. Our set-up consisting of several EIGA and crucible atomizers enables us to atomize alloys in a temperature range of 500 °C - 2500 °C.

With the crucible atomizers, we have the option of alloying by ourselves, whereby in the EIGA pre-alloyed bars are used.

Here are a few examples of alloys we have already produced:

Aluminium:		
AlSi9Cu3	AlSi40	AlSi50
AlSn20Cu	AlSn40Cu	AlZnMg-alloys
Copper:		
CuSn-alloys	CuSi-alloys	CuAl-alloys
Titanium:		
Ti 5-5-5-3	Ti 6-2-4-2	Ti 6-2-4-6
TiNbZr	Ti6Al7Nb	TiAl
Zirconium:		
Zr702	Zr705	
Niobium:		
C103	NbZrTi	
Iron:		
FeSi3	FeAlTi	FeMnAl





ECKART GmbH
Guntersthal 4
91235 Hartenstein, Germany
Tel +49 9152 77-0
Fax +49 9152 77-7008
info.eckart@altana.com
www.eckart.net

With compliments

ECKART America Corporation
830 East Erie Street
Painesville, Ohio 44077, USA
Tel +1 440 954-7600
Fax +1 440 354-6224
Toll-free: 800 556 1111
info.eckart.america.oh@altana.com
www.eckart.net

ECKART Asia Ltd.
Room 701-3, 7th floor C C Wu Building
302-308 Hennessy Road
Wan Chai, Hong Kong
Tel +852 3102 7200
Fax +852 2882 5366
info.eckart.asia@altana.com
www.eckart.net

1/December2022.0 FA
026996XX0

This information and our technical advice – whether verbal, in writing or by way of trials – are given in good faith but without warranty, and this also applies where proprietary rights of third parties are involved. Our advice does not release you from the obligation to verify the information currently provided – especially that contained in our safety data and technical information sheets – and to test our products as to their suitability for the intended processes and uses. The application, use and processing of our products and the products manufactured by you on the basis of our technical advice are beyond our control and, therefore, entirely your own responsibility.

A member of  **ALTANA**